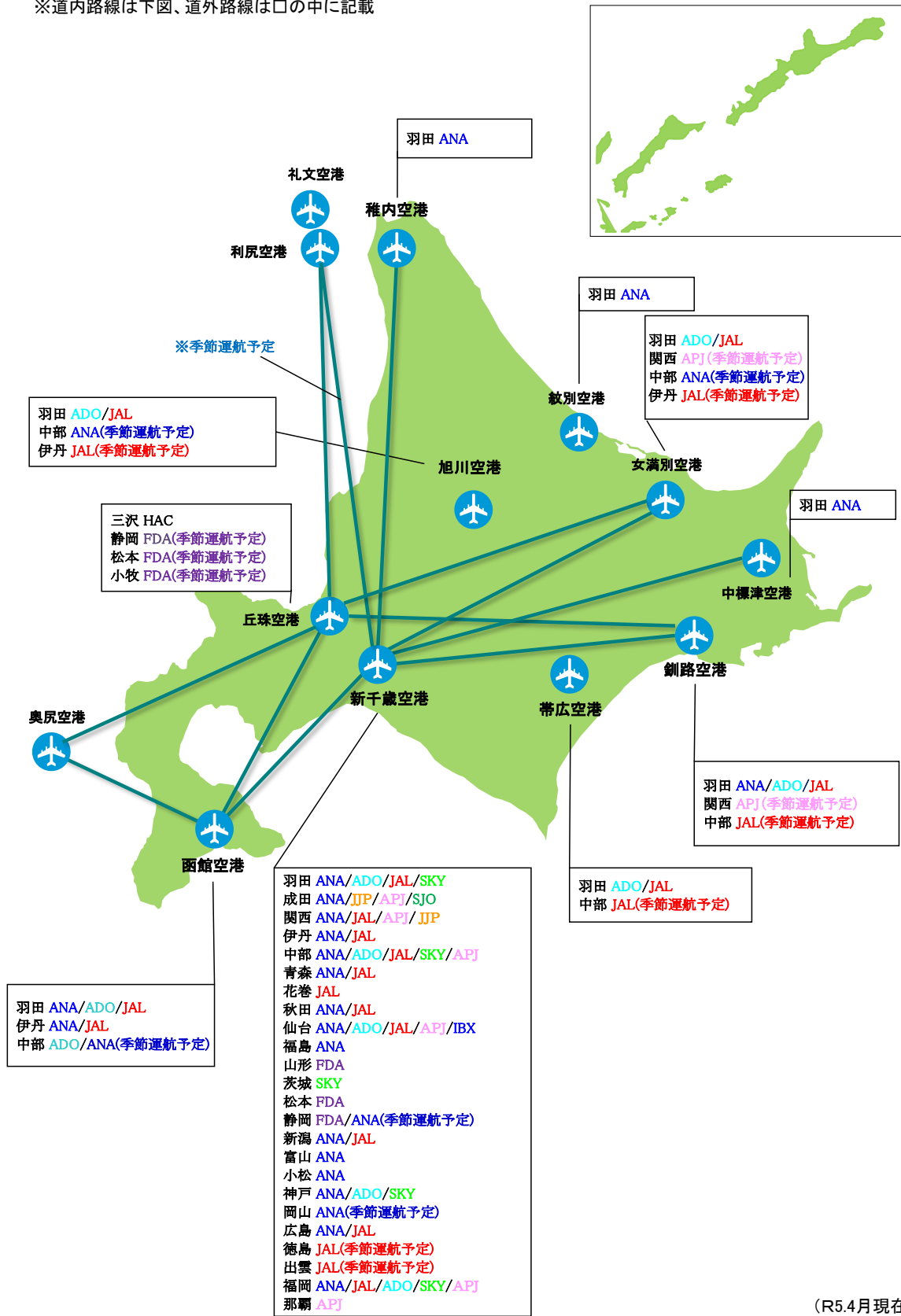


3 国内交通

(1) 国内航空ネットワークの状況

① 国内線 路線網

※道内路線は下図、道外路線は口の中に記載



② 国内線 路線別輸送人員の推移(旅客数、利用率)

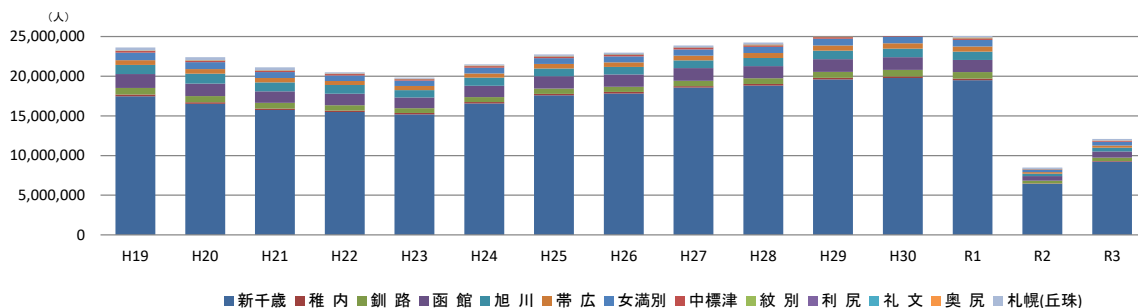
(単位:人)

			平成27年度			平成28年度			平成29年度			平成30年度			令和元年度			令和2年度			令和3年度			
			旅客数	座席数	搭乗率	旅客数	座席数	搭乗率	旅客数	座席数	搭乗率	旅客数	座席数	搭乗率	旅客数	座席数	搭乗率	旅客数	座席数	搭乗率	旅客数	座席数	搭乗率	
道	外	新千歳-青森	121,783	211,126	57.7%	118,262	221,674	53.3%	141,337	262,734	53.8%	149,952	273,579	54.8%	151,184	269,949	56.0%	47,775	127,541	37.5%	71,932	174,603	41.2%	
		新千歳-花巻	88,792	127,102	69.9%	85,643	156,060	54.9%	89,088	161,287	55.2%	91,388	162,811	56.1%	86,539	161,272	53.7%	24,150	61,408	39.3%	32,822	76,361	43.0%	
		新千歳-仙台	722,611	1,037,563	69.6%	725,795	1,056,089	68.7%	781,020	1,134,502	68.8%	814,296	1,092,011	74.6%	840,340	1,228,009	68.4%	318,999	612,707	52.1%	442,949	862,756	51.3%	
		新千歳-秋田	99,150	200,027	49.6%	98,034	206,384	47.5%	108,739	213,014	51.0%	110,586	214,696	51.5%	111,650	217,854	51.2%	27,534	102,716	26.8%	39,522	122,295	32.3%	
		新千歳-福島	69,022	116,180	59.4%	66,584	117,941	56.5%	63,985	110,295	58.0%	56,176	91,407	61.5%	54,483	91,992	59.2%	10,830	33,165	32.7%	21,872	57,857	37.8%	
		新千歳-山形	-	-	-	825	976	84.5%	37,839	55,980	67.6%	35,027	59,844	58.5%	33,251	60,912	54.6%	8,342	28,380	29.4%	13,729	40,016	34.3%	
		新千歳-茨城	122,313	176,646	69.2%	103,438	130,095	79.5%	169,743	257,685	65.9%	177,306	256,650	69.1%	181,269	253,641	71.5%	59,862	126,084	47.5%	94,218	200,895	46.9%	
		新千歳-成田	1,682,891	2,034,840	82.7%	1,745,756	2,102,628	83.0%	1,826,559	2,195,982	83.2%	1,876,979	2,291,007	81.9%	1,818,837	2,236,027	81.3%	476,673	790,724	60.3%	966,558	1,342,081	72.0%	
		新千歳-羽田	9,015,730	12,462,915	72.3%	8,937,925	12,129,877	73.7%	9,045,348	12,030,737	75.2%	9,057,780	12,156,874	74.5%	8,807,306	12,083,541	72.9%	2,919,202	5,883,057	49.6%	4,164,242	7,899,445	52.7%	
		新千歳-静岡	77,450	140,224	55.2%	74,614	144,001	51.8%	66,474	120,144	55.3%	68,209	119,353	57.1%	72,322	120,679	59.9%	5,507	18,990	29.0%	25,155	38,572	65.2%	
		新千歳-新潟	129,643	180,696	71.7%	143,824	256,564	56.1%	150,727	273,054	55.2%	152,674	246,224	62.0%	151,151	248,390	60.9%	50,263	150,436	33.4%	64,288	157,998	40.7%	
		新千歳-松本	39,788	59,252	67.2%	42,055	59,576	70.6%	43,717	58,872	74.3%	43,879	59,672	73.5%	43,202	58,420	74.0%	18,491	39,892	46.4%	29,659	58,552	50.7%	
		新千歳-富山	58,786	120,454	48.8%	59,751	119,839	49.9%	59,756	119,113	50.2%	62,200	121,223	51.3%	64,073	123,811	51.8%	2,268	4,510	50.3%	10,627	27,601	38.5%	
		新千歳-小松	70,818	120,825	58.6%	75,152	119,598	62.8%	75,785	126,262	60.0%	79,569	124,066	64.1%	81,699	128,949	63.4%	4,851	8,526	56.9%	14,634	28,699	51.0%	
		新千歳-中部	1,266,737	1,935,404	65.5%	1,353,316	2,017,327	67.1%	1,424,052	2,030,751	70.1%	1,509,447	2,153,427	70.1%	1,522,494	2,122,781	71.7%	482,450	1,012,973	47.6%	719,500	1,363,293	52.8%	
		新千歳-伊丹	1,035,036	1,466,378	70.6%	1,077,658	1,484,585	72.6%	1,114,732	1,502,544	74.2%	1,122,592	1,499,532	74.9%	1,099,953	1,464,669	75.1%	467,789	852,593	54.9%	613,656	1,085,730	56.5%	
		新千歳-関西	1,218,773	1,564,604	77.9%	1,115,010	1,467,349	76.0%	1,218,594	1,558,643	78.2%	1,088,319	1,368,108	79.5%	1,123,414	1,459,469	77.0%	357,106	704,024	50.7%	605,363	1,067,343	56.7%	
		新千歳-神戸	394,362	623,569	63.2%	493,902	709,630	69.6%	520,013	713,649	72.9%	523,601	710,258	73.7%	521,015	722,585	72.1%	194,639	417,783	46.6%	288,137	613,349	47.0%	
		新千歳-岡山	70,165	104,256	67.3%	67,560	102,672	65.8%	71,544	104,420	68.5%	72,271	119,455	60.5%	78,666	121,014	65.0%	1,124	3,197	35.2%	1,830	5,368	34.1%	
		新千歳-広島	139,746	229,842	60.8%	138,215	220,917	62.6%	143,653	229,669	62.5%	139,390	236,030	59.1%	156,212	241,092	64.8%	32,358	90,488	35.8%	54,018	123,139	43.9%	
		新千歳-米子	-	-	-	-	-	-	-	-	-	-	-	-	-	-	-	-	-	-	-	-	-	-
		新千歳-出雲	4,856	5,940	81.8%	4,739	5,940	79.8%	4,985	5,610	88.9%	4,954	5,940	83.4%	5,258	5,610	93.7%	1,556	4,830	32.2%	1,197	5,610	21.3%	
		新千歳-徳島	3,053	3,960	77.1%	2,824	4,290	65.8%	2,971	4,620	64.3%	3,176	4,290	74.0%	3,434	4,290	80.0%	1,253	3,578	35.0%	839	4,290	19.6%	
		新千歳-福岡	513,121	766,904	66.9%	497,082	722,719	68.8%	573,870	768,123	74.7%	607,172	849,594	71.5%	618,726	832,906	74.3%	223,560	465,104	48.1%	359,300	661,293	54.3%	
		新千歳-那覇	84,023	120,760	69.6%	89,433	119,771	74.7%	101,757	131,825	77.2%	97,379	118,616	82.1%	96,787	121,273	79.8%	28,530	71,948	39.7%	58,814	100,232	58.7%	
		新千歳-松山	-	-	-	-	-	-	890	980	90.8%	32,156	49,560	64.9%	31,468	50,470	62.3%	7,035	28,630	24.6%	6,706	18,060	37.1%	
		新千歳-内-羽田	112,592	193,735	58.1%	112,919	179,755	62.8%	113,607	182,484	62.3%	113,205	178,955	63.3%	111,721	181,265	61.6%	12,067	23,138	52.2%	39,626	93,388	42.4%	
		新千歳-内-関西	-	-	-	-	-	-	-	-	-	-	-	-	-	-	-	-	-	-	-	-	-	-
		新千歳-内-中部	-	-	-	-	-	-	-	-	-	-	-	-	-	-	-	-	-	-	-	-	-	-
		新千歳-釧路-成田	-	-	-	-	-	-	-	-	-	-	-	-	-	-	-	-	21,835	54,900	39.8%	31,501	55,384	56.9%
		新千歳-釧路-羽田	482,256	733,232	65.8%	491,194	761,654	64.5%	515,116	751,513	68.5%	509,452	739,171	68.9%	492,202	739,317	66.6%	171,815	369,889	46.5%	239,518	526,460	45.5%	
		新千歳-釧路-中部	3,263	4,290	76.1%	2,799	4,290	65.2%	3,239	4,620	70.1%	3,160	4,290	73.7%	3,489	4,290	81.3%	1,357	4,248	31.9%	2,104	3,960	53.1%	
		新千歳-釧路-関西	-	-	-	-	-	-	-	-	-	69,395	84,960	81.7%	105,684	128,520	82.2%	47,113	91,800	51.3%	53,453	88,176	60.6%	
		新千歳-釧路-伊丹	9,405	15,106	62.3%	9,565	15,604	61.3%	8,128	16,102	50.5%	6,551	15,696	41.7%	4,231	6,806	62.2%	1,102	3,302	33.4%	2,000	5,644	35.4%	
		新千歳-函館-成田	-	-	-	11,282	14,220	79.3%	99,357	128,880	77.1%	90,532	117,540	77.0%	-	-	-	-	-	-	-	-	-	-
		新千歳-函館-羽田	1,108,582	1,578,776	70.2%	1,044,155	1,557,408	67.0%	997,601	1,422,186	70.1%	1,013,493	1,389,592	72.9%	1,023,033	1,442,248	70.9%	355,649	731,974	48.6%	513,132	960,710	53.4%	
新千歳-函館-中部	93,478	153,996	60.7%	85,349	123,263	69.2%	85,232	126,634	67.3%	82,947	125,112	66.3%	85,105	131,676	64.6%	31,634	106,800	29.6%	39,451	107,188	36.8%			
新千歳-函館-関西	30,069	61,080	49.2%	3,391	4,860	69.8%	15,846	21,960	72.2%	-	-	-	-	-	-	-	-	-	-	-	-	-		
新千歳-函館-伊丹	108,832	180,524	60.3%	131,538	194,546	67.6%	120,199	177,797	67.6%	132,857	194,367	68.4%	137,379	191,563	71.7%	63,493	154,156	41.2%	91,753	186,552	49.2%			
新千歳-旭川-成田	-	-	-	-	-	-	-	-	-	-	-	-	-	-	-	-	-	-	-	-	-	-		
新千歳-旭川-羽田	836,226	1,223,826	68.3%	868,273	1,284,562	67.6%	925,878	1,315,535	70.4%	942,088	1,312,281	71.8%	901,150	1,335,256	67.5%	273,689	575,145	47.6%	449,535	982,220	45.8%			
新千歳-旭川-中部	54,343	100,961	53.8%	49,062	81,676	60.1%	57,805	88,811	65.1%	53,892	90,240	59.7%	53,754	85,934	62.6%	1,174	3,892	30.2%	2,763	7,968	34.7%			
新千歳-旭川-関西	13,339	30,603	43.6%	8,985	19,524	46.0%	10,040	26,227	38.3%	-	-	-	-	-	-	-	-	-	-	-	-	-		
新千歳-旭川-伊丹	5,170	10,230	50.5%	5,249	9,900	53.0%	5,594	9,570	58.5%	7,235	9,240	78.3%	7,639	9,240	82.7%	3,666	10,188	36.0%	3,436	10,230	33.6%			
新千歳-帯広-羽田	550,652	887,193	62.1%	566,523	910,066	62.3%	605,046	925,538	65.4%	613,258	908,826	67.5%	588,566	926,690	63.5%	188,226	406,685	46.3%	285,936	593,640	48.2%			
新千歳-帯広-中部	4,891	5,940	82.3%	4,070	5,610	72.5%	4,087	5,445	75.1%	4,121	5,940	69.4%	4,292	5,610	76.5%	1,627	5,772	28.2%	2,135	5,940	35.9%			
新千歳-女満別-成田	-	-	-	-	-	-	-	-	-	-	-	-	-	-	-	3,742	8,280	45.2%	36,444	64,176	56.8%			
新千歳-女満別-羽田	452,161	659,956	68.5%	463,524	681,238	68.0%	491,350	690,832	71.1%	495,094	698,401	70.9%	471,292	691,738	68.1%	167,490	374,216	44.8%	241,544	546,648	44.2%			
新千歳-女満別-中部	47,005	89,513	52.5%	47,509	86,232	55.1%	51,315	84,902	60.4%	46,561	81,487	57.1%	47,261	78,708	60.0%	1,500	4,316	34.8%	2,920	8,632	33.8%			
新千歳-女満別-関西	19,893	39,633	50.2%	13,565	25,550	53.1%	15,738	25,564	61.6%	11,598	21,156	54.8%	14,848	26,560	55.9%	401	664	60.4%	38,476	62,384	61.7%			
新千歳-女満別-伊丹	4,773	6,232	76.6%	4,610	5,928	77.8%	4,417	5,852	75.5%	4,766	6,042	78.9%	5,142	6,194	83.0%	3,696	6,042	61.2%	3,586	6,118	58.6%			
新千歳-中標津-羽田	85,128	140,809	60.5%	82,825	143,022	57.9%	81,727	136,327	59.9%	78,969	137,372	57.5%	78,001	136,922	57.0%	5,913	19,224	30.8%	23,904	72,830	32.8%			
新千歳-紋別-羽田	67,338	118,959	56.6%	67,509	119,184	56.6%	67,999	117,594	57.8%	67,773	119,909	56.5%	66,421	118,271	56.2%	20,567	77,822	26.4%	36,262	100,200	36.2%			
新千歳-丘珠-三沢	14,613	27,504																						

③ 国内線 空港別乗降客数の推移

(単位：人)

空港	年度	H19	H20	H21	H22	H23	H24	H25	H26	H27	H28	H29	H30	R1	R2	R3
新千歳		17,461,708	16,515,280	15,741,248	15,503,128	15,203,131	16,575,480	17,600,619	17,828,712	18,561,147	18,824,306	19,597,660	19,776,630	19,506,738	6,436,335	9,229,169
稚内		219,619	193,661	174,043	170,209	169,141	175,201	178,616	182,166	183,049	192,670	198,796	199,398	196,642	58,776	80,672
釧路		834,074	775,323	726,282	671,199	590,767	624,937	671,069	667,555	685,355	723,655	745,912	811,195	820,966	339,569	431,811
函館		1,753,316	1,592,278	1,440,712	1,461,254	1,350,424	1,419,174	1,534,535	1,541,295	1,587,575	1,541,279	1,595,067	1,608,550	1,531,835	586,440	779,102
旭川		1,157,266	1,238,053	1,126,524	1,076,834	918,659	1,013,514	994,422	948,808	974,174	1,006,429	1,074,361	1,080,267	1,035,432	289,418	459,295
帯広		607,195	578,366	558,103	521,062	530,961	544,008	567,331	583,049	605,416	622,597	666,149	678,104	661,259	198,526	295,408
女満別		944,536	883,461	760,045	684,250	669,648	720,416	729,916	734,179	764,836	780,832	834,427	840,964	809,509	297,207	467,935
中標津		198,037	176,240	167,522	170,175	175,908	189,628	192,852	195,138	199,386	204,250	207,050	206,245	205,127	60,151	85,854
紋別		48,897	47,977	47,375	50,638	48,082	55,789	56,245	69,479	72,276	72,029	72,688	73,319	72,028	23,754	37,814
利尻		27,381	29,772	30,648	27,554	24,506	31,603	37,366	37,483	38,190	42,440	45,804	45,302	44,377	23,530	29,207
礼文		0	0	0	0	0	0	0	0	0	0	0	0	0	0	0
奥尻		10,370	10,587	9,934	9,836	8,570	9,030	10,265	11,095	10,521	10,481	10,914	9,322	11,570	7,674	9,682
札幌(丘珠)		367,935	352,845	326,871	155,431	128,082	131,722	161,806	173,920	179,429	214,320	251,179	266,041	267,462	162,337	195,896
計		23,630,334	22,393,843	21,109,307	20,501,570	19,817,879	21,490,502	22,735,042	22,972,879	23,861,354	24,235,288	25,300,007	25,595,337	25,162,945	8,483,717	12,101,845

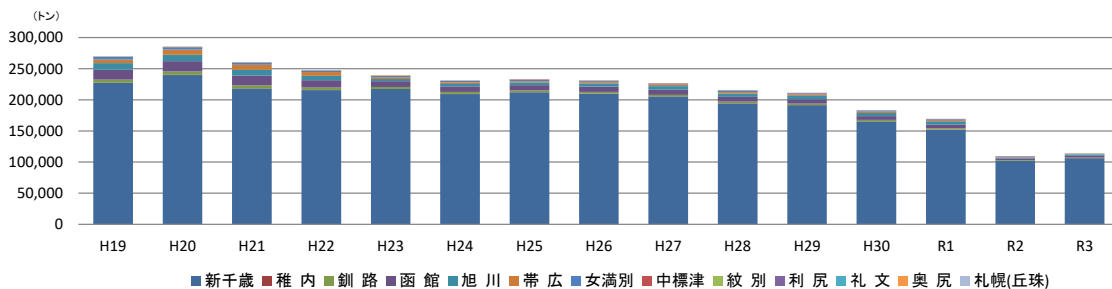


国土交通省「空港管理状況調査」より

④ 国内線 空港別貨物取扱量の推移

(単位：トン)

空港	年度	H19	H20	H21	H22	H23	H24	H25	H26	H27	H28	H29	H30	R1	R2	R3
新千歳		227,063	239,861	217,996	215,638	217,422	209,141	212,171	209,903	205,279	194,178	191,358	165,080	151,934	102,343	106,048
稚内		416	281	171	173	178	196	188	219	225	326	208	164	93	13	36
釧路		4,877	5,381	5,184	3,745	2,940	3,257	2,716	2,545	2,453	2,603	2,423	2,356	2,155	1,120	981
函館		16,190	16,468	15,341	12,049	9,220	8,875	8,461	8,667	8,380	7,733	6,914	6,110	5,756	2,371	2,948
旭川		10,451	10,285	9,252	6,800	3,716	3,980	4,497	4,963	5,571	5,365	5,408	5,274	5,403	1,604	1,946
帯広		5,727	8,286	8,568	6,034	2,726	2,496	1,937	1,852	2,441	2,318	2,304	2,237	1,922	583	353
女満別		4,068	3,826	3,142	2,506	2,110	2,338	2,084	1,880	1,532	1,852	1,694	1,633	1,482	965	970
中標津		378	343	322	169	361	407	558	581	438	445	318	296	228	34	88
紋別		49	70	70	75	29	0	0	1	0	1	0	0	0	0	2
利尻		4	4	1	3	0	4	3	3	3	2	3	1	1	0	0
礼文		0	0	0	0	0	0	0	0	0	0	0	0	0	0	0
奥尻		0	13	19	3	3	1	2	4	2	1	4	0	0	1	1
札幌(丘珠)		12	31	31	17	8	2	7	10	3	2	1	0	1	0	0
計		269,235	284,849	260,097	247,212	238,713	230,697	232,624	230,628	226,327	214,826	210,635	183,151	168,975	109,034	113,373



国土交通省「空港管理状況調査」より