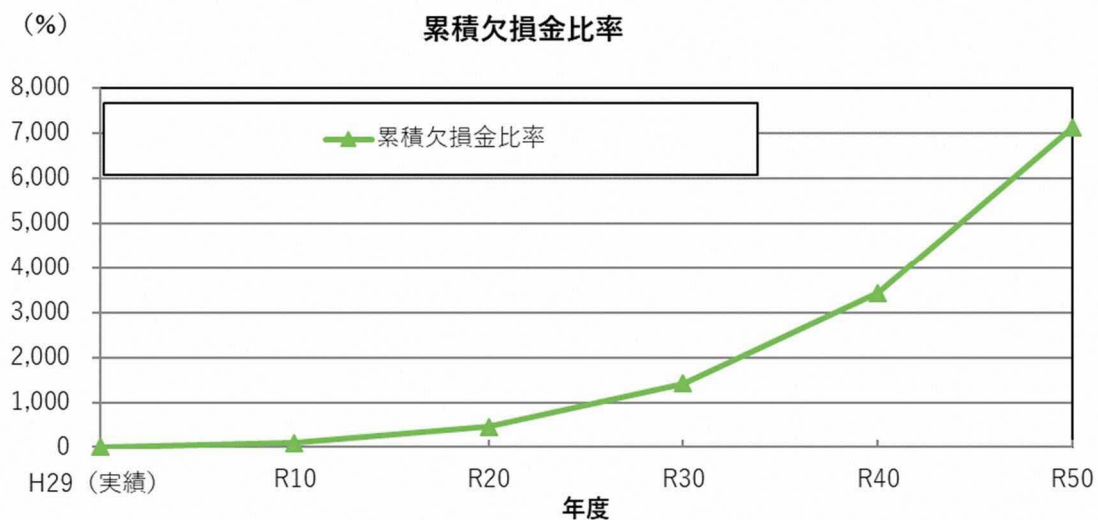
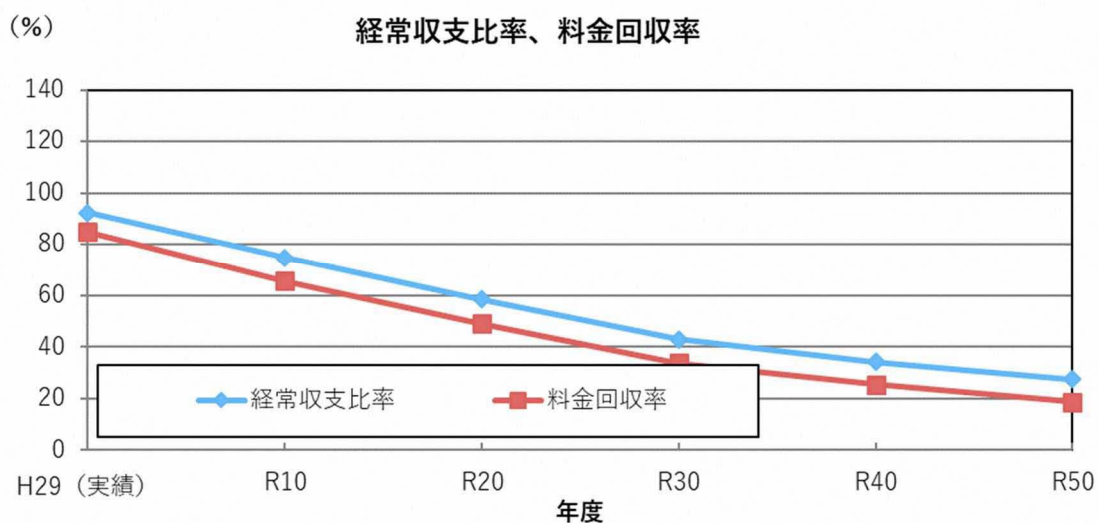


8) 宗谷圏域

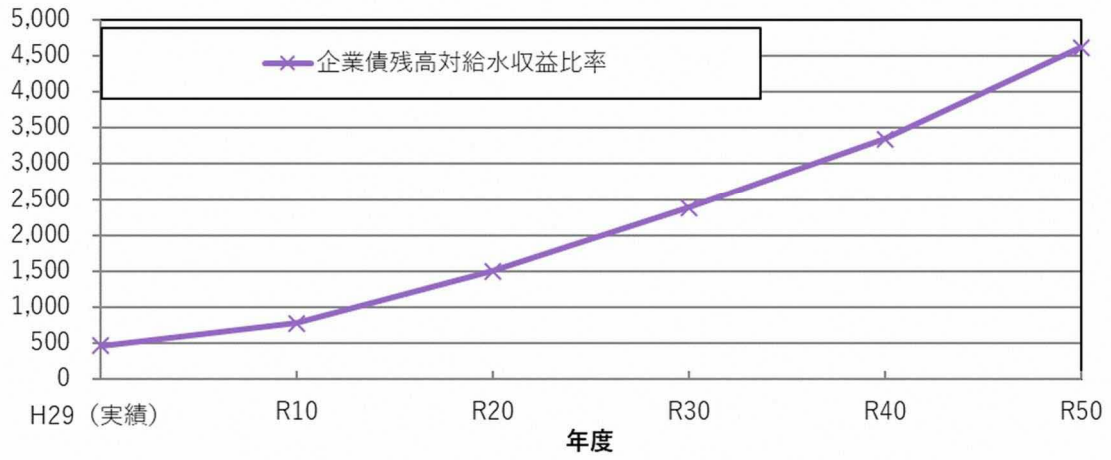
宗谷圏域

指標	H29 (実績)	R10	R20	R30	R40	R50
經常収支比率 (%)	92.5%	74.9%	58.5%	42.9%	34.3%	27.6%
料金回収率 (%)	84.9%	65.7%	49.1%	33.8%	25.4%	18.7%
累積欠損金比率 (%)	0.2%	95.7%	454.5%	1414.4%	3427.9%	7110.0%
企業債残高対給水収益比率 (%)	468.6%	776.6%	1503.6%	2385.4%	3342.9%	4612.9%
流動比率 (%)	1,678.1%	12.7%	△ 197.2%	△ 872.9%	△ 1,640.7%	△ 2,840.2%



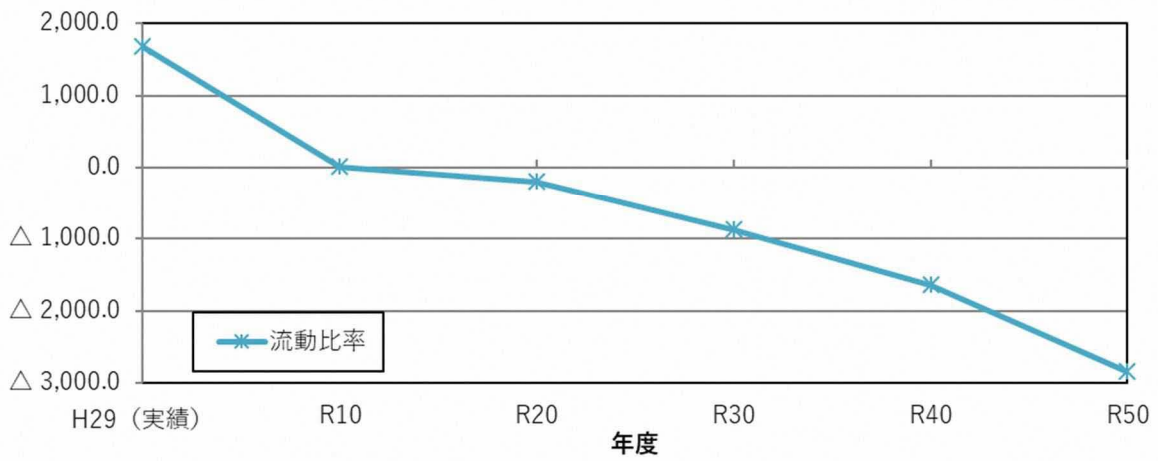
(%)

企業債残高対給水収益比率



(%)

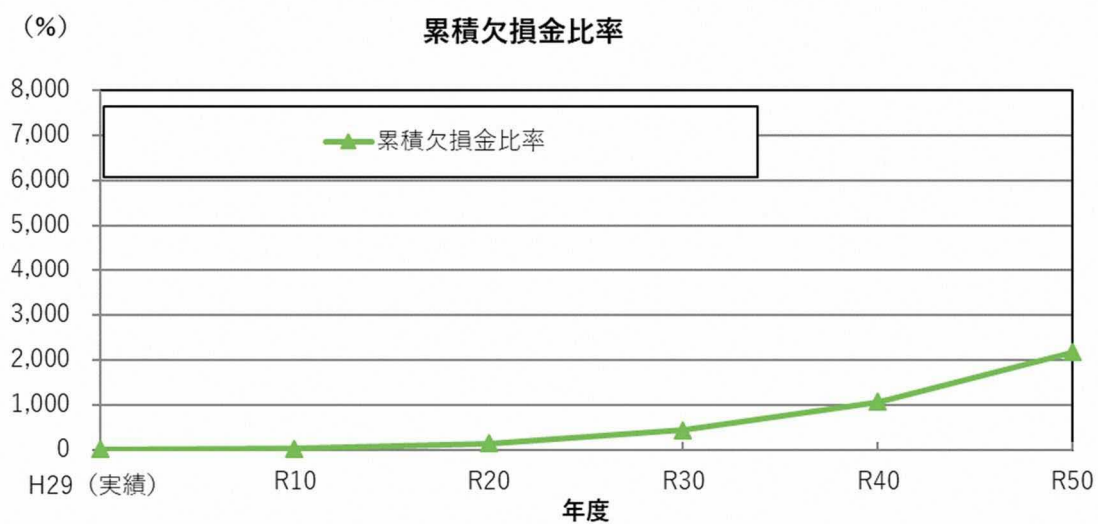
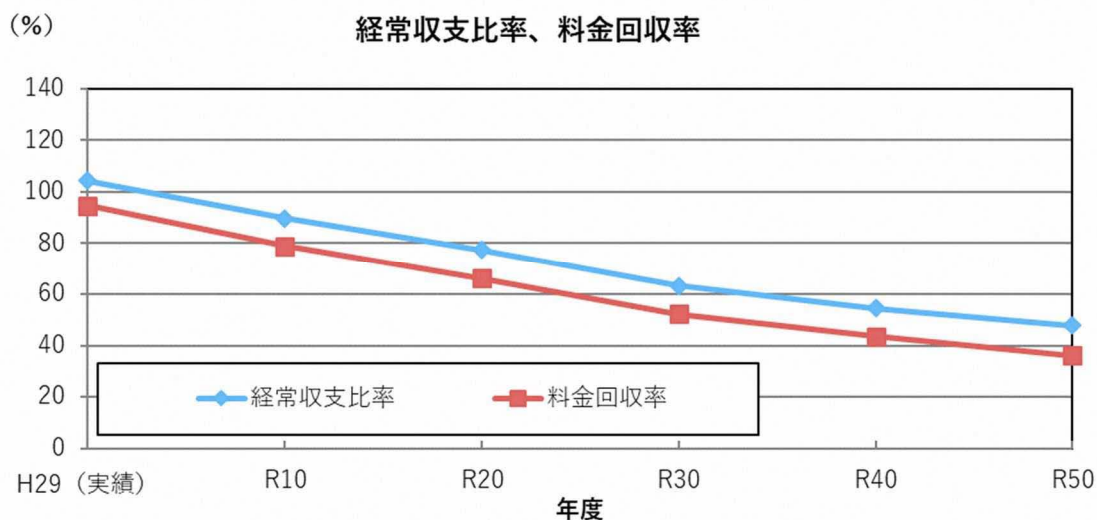
流動比率



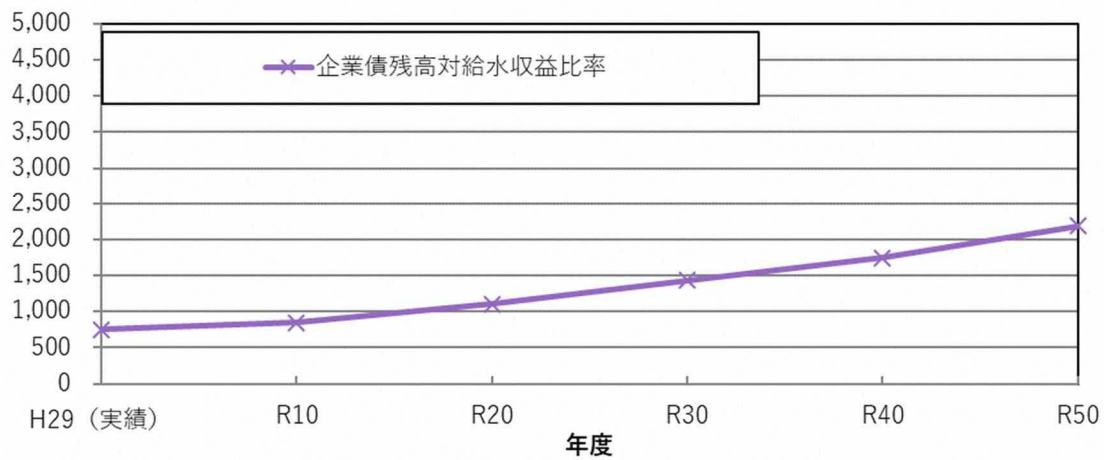
9) オホーツク圏域

オホーツク圏域

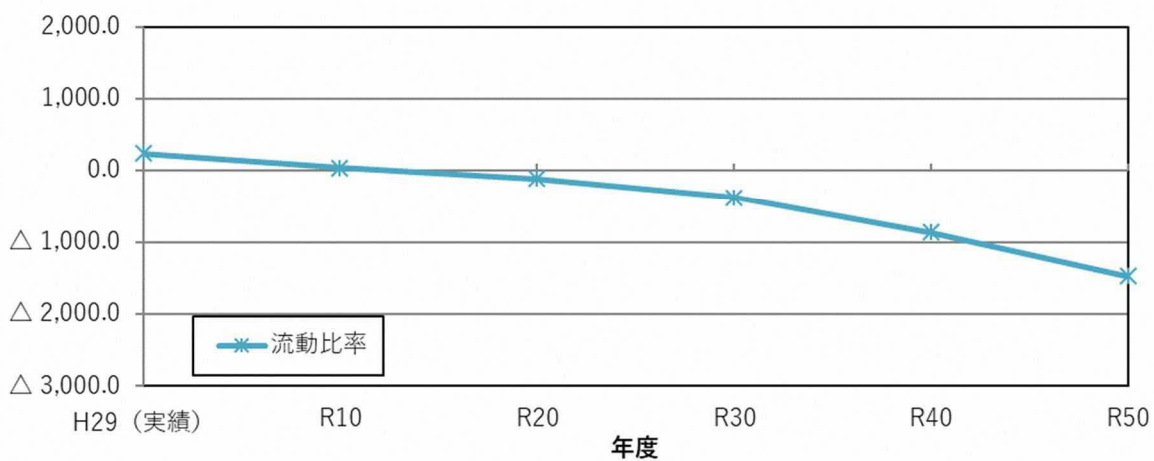
指標	H29 (実績)	R10	R20	R30	R40	R50
経常収支比率 (%)	104.4%	89.8%	77.4%	63.2%	54.6%	47.7%
料金回収率 (%)	94.7%	78.9%	66.1%	52.2%	43.4%	36.2%
累積欠損金比率 (%)	11.3%	25.5%	136.1%	432.1%	1066.2%	2168.4%
企業債残高対給水収益比率 (%)	755.5%	845.2%	1104.5%	1430.4%	1749.2%	2191.4%
流動比率 (%)	243.9%	38.0%	△ 107.8%	△ 371.3%	△ 862.8%	△ 1,472.3%



(%) 企業債残高対給水収益比率



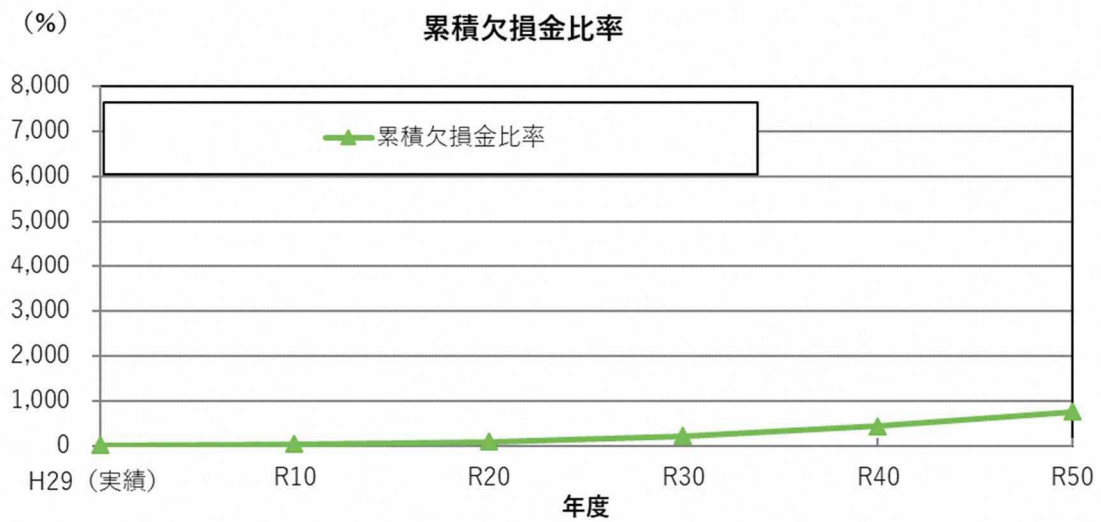
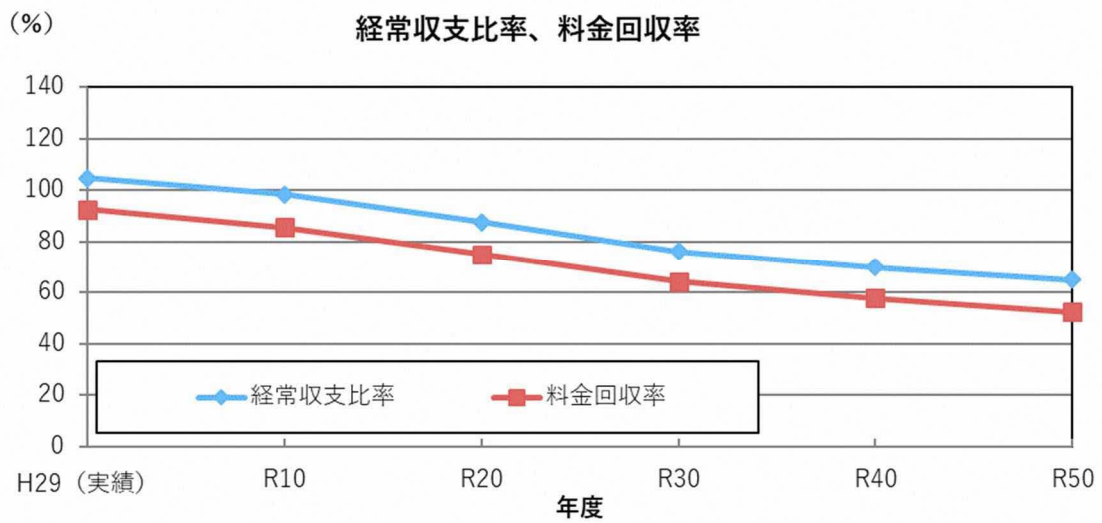
(%) 流動比率



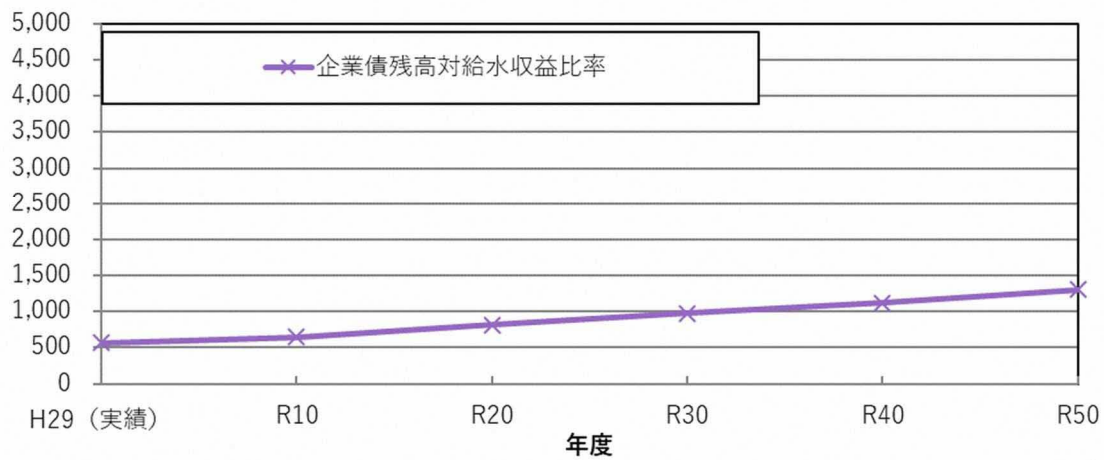
10) 十勝圏域

十勝圏域

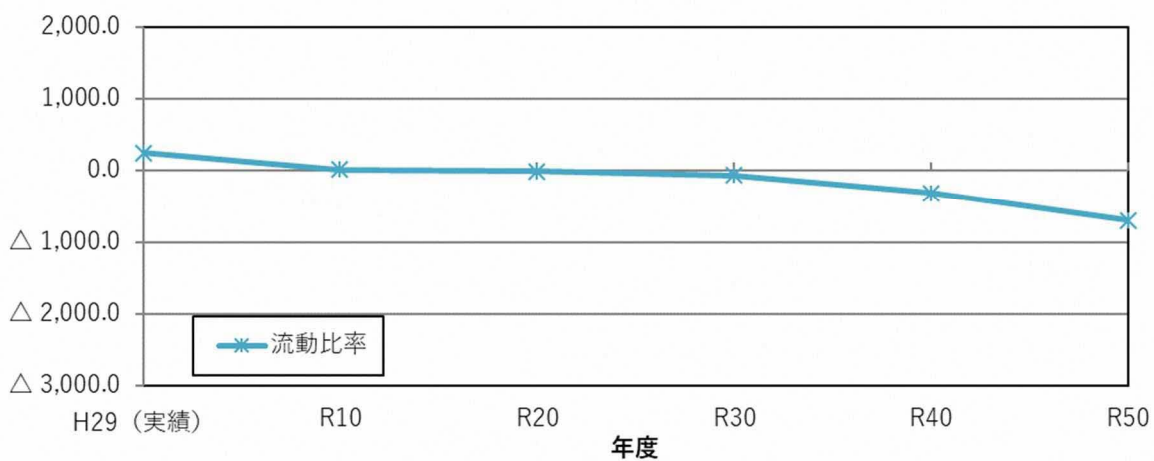
指標	H29 (実績)	R10	R20	R30	R40	R50
經常收支比率 (%)	104.6%	98.4%	87.6%	76.2%	69.8%	64.9%
料金回収率 (%)	92.5%	85.6%	75.0%	64.2%	57.7%	52.4%
累積欠損金比率 (%)	8.4%	33.6%	93.9%	217.8%	437.0%	757.4%
企業債残高対給水収益比率 (%)	566.9%	642.6%	812.6%	977.3%	1116.8%	1307.0%
流動比率 (%)	252.6%	17.4%	△ 9.3%	△ 64.9%	△ 314.2%	△ 697.6%



(%) 企業債残高対給水収益比率



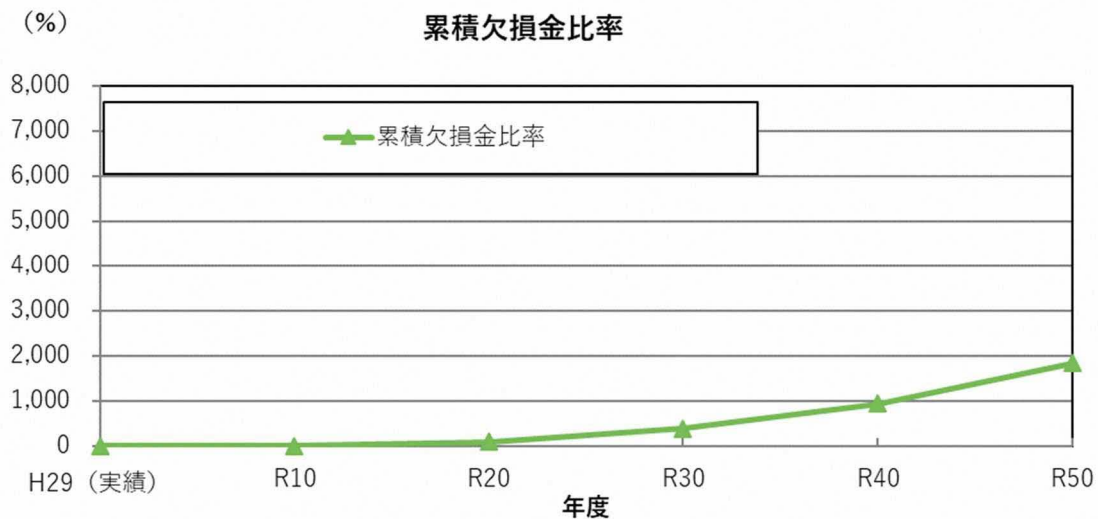
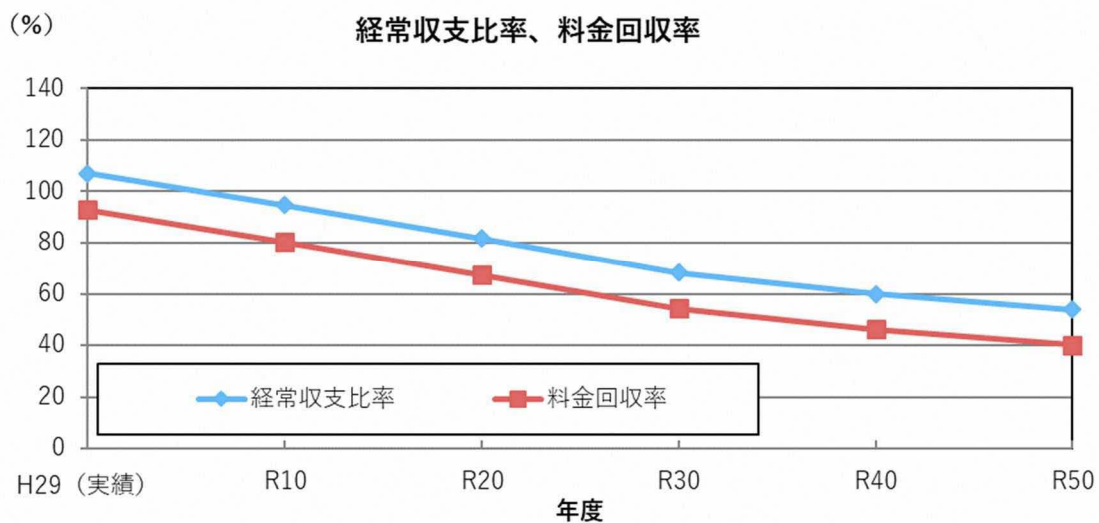
(%) 流動比率



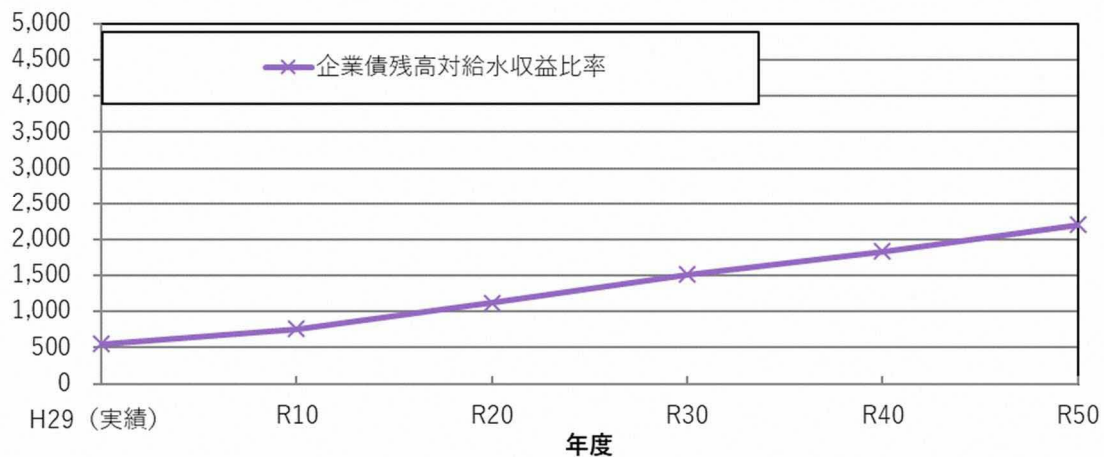
11) 釧路・根室圏域

釧路・根室圏域

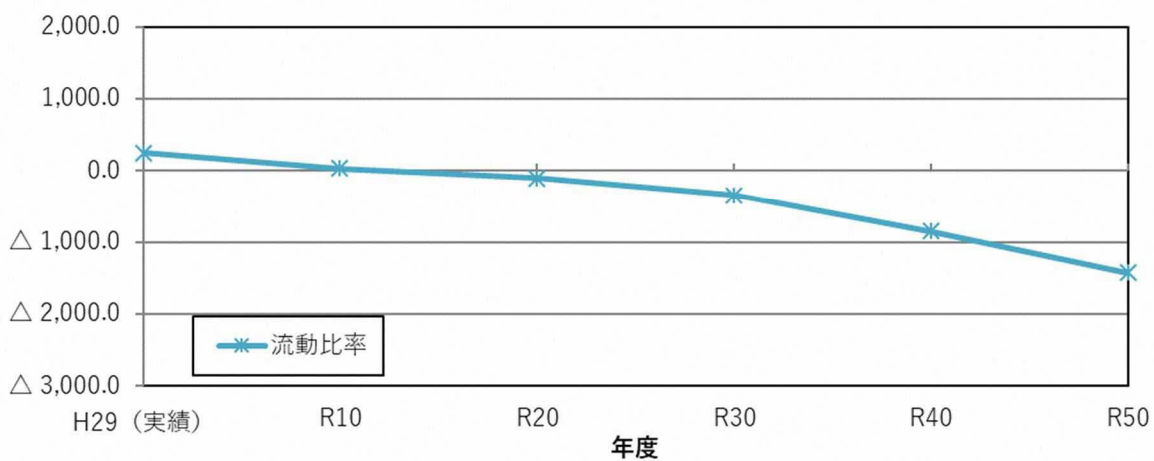
指標	H29 (実績)	R10	R20	R30	R40	R50
経常収支比率 (%)	107.1%	94.6%	81.6%	68.1%	59.8%	53.8%
料金回収率 (%)	92.9%	80.3%	67.3%	54.3%	46.2%	40.2%
累積欠損金比率 (%)	3.1%	5.8%	95.1%	384.3%	944.8%	1838.2%
企業債残高対給水収益比率 (%)	554.5%	757.8%	1120.3%	1516.9%	1839.0%	2207.2%
流動比率 (%)	249.0%	30.9%	△ 98.9%	△ 343.7%	△ 845.7%	△ 1,426.5%



(%) 企業債残高対給水収益比率



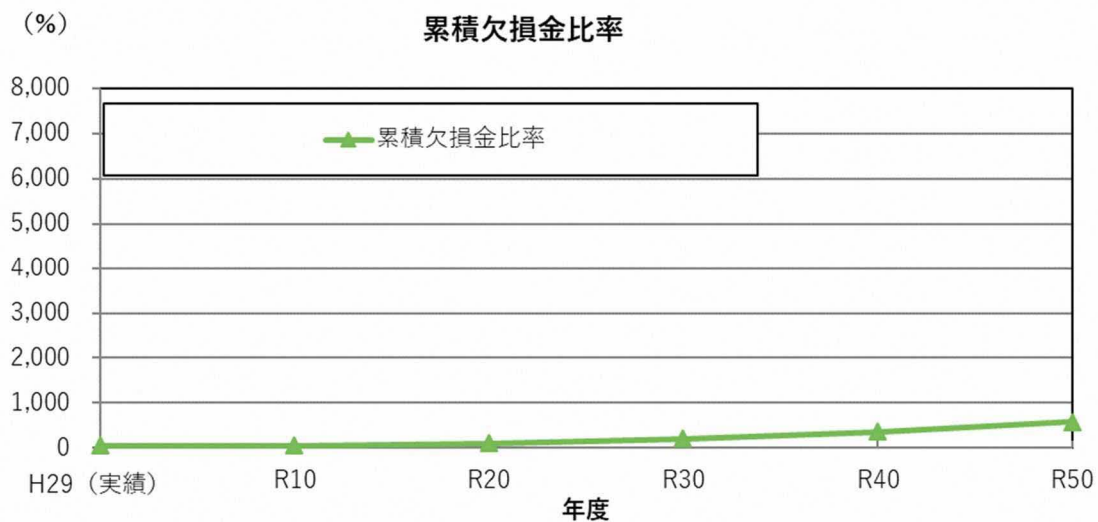
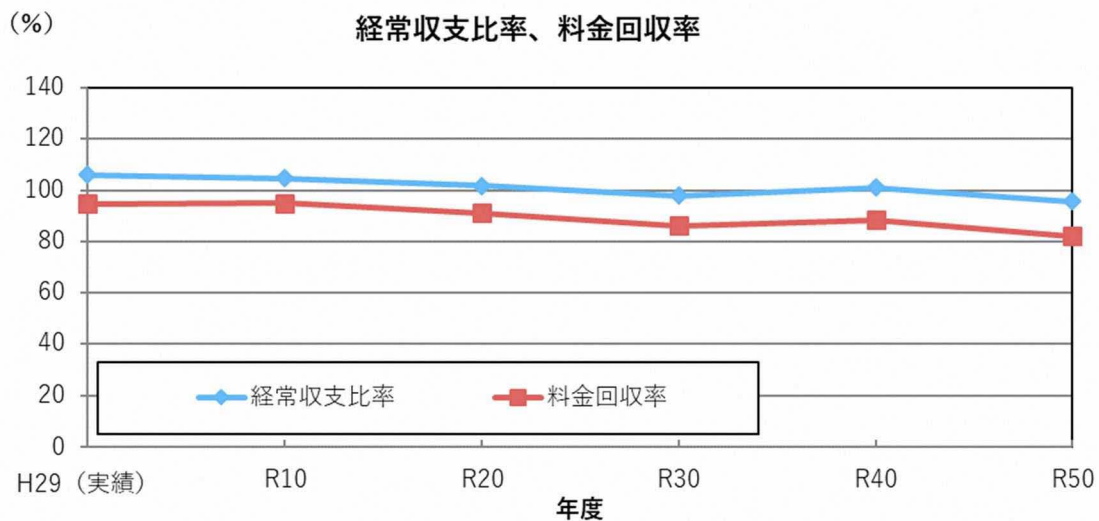
(%) 流動比率



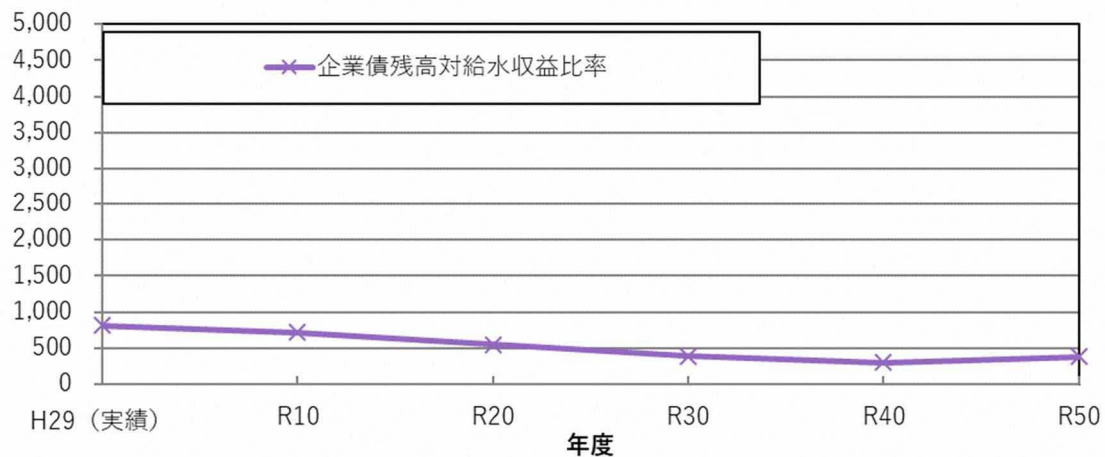
12) 水道用水供給事業

水道用水供給事業

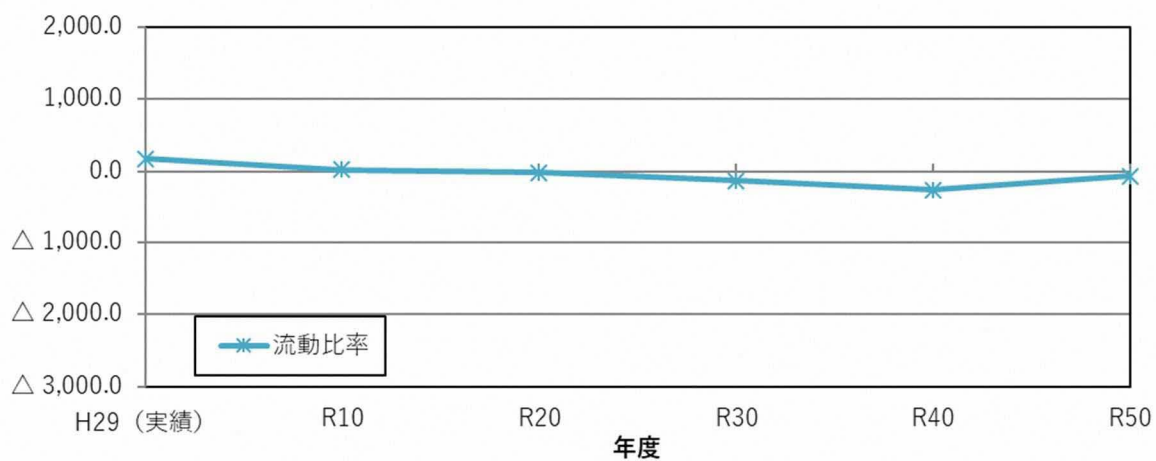
指標	H29 (実績)	R10	R20	R30	R40	R50
經常収支比率 (%)	106.1%	104.7%	101.8%	97.9%	101.1%	95.8%
料金回収率 (%)	94.8%	95.0%	91.2%	86.4%	88.5%	82.3%
累積欠損金比率 (%)	57.7%	57.9%	107.6%	207.8%	362.1%	578.4%
企業債残高対給水収益比率 (%)	809.3%	719.4%	550.4%	384.2%	297.4%	382.8%
流動比率 (%)	174.7%	24.2%	△ 20.9%	△ 132.5%	△ 260.9%	△ 63.7%



(%) 企業債残高対給水収益比率



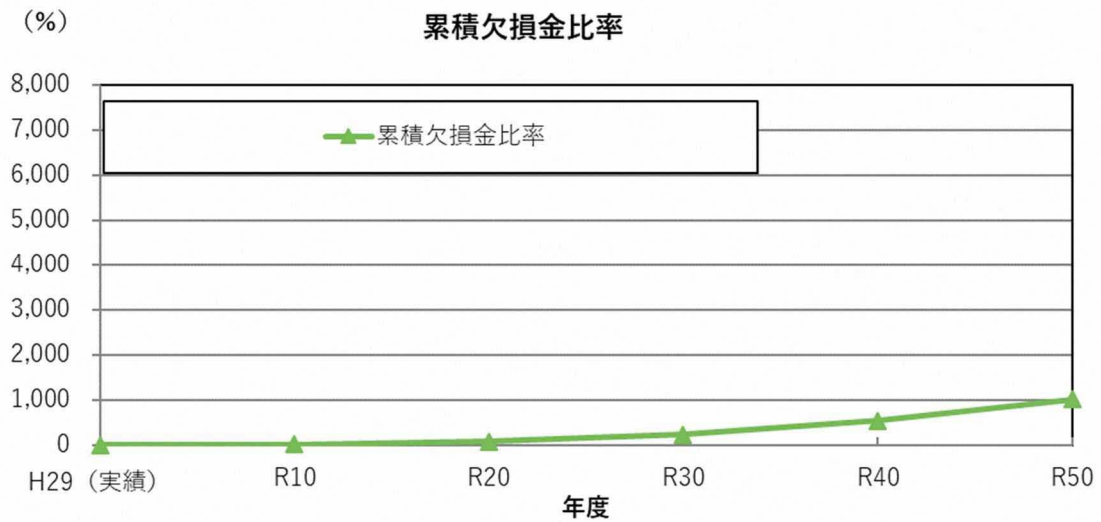
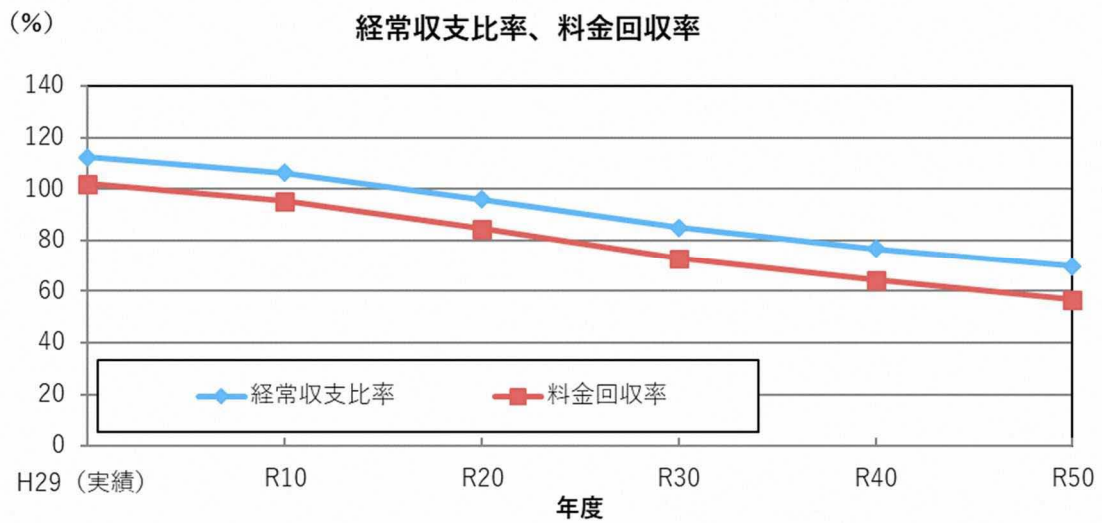
(%) 流動比率



13) 全道

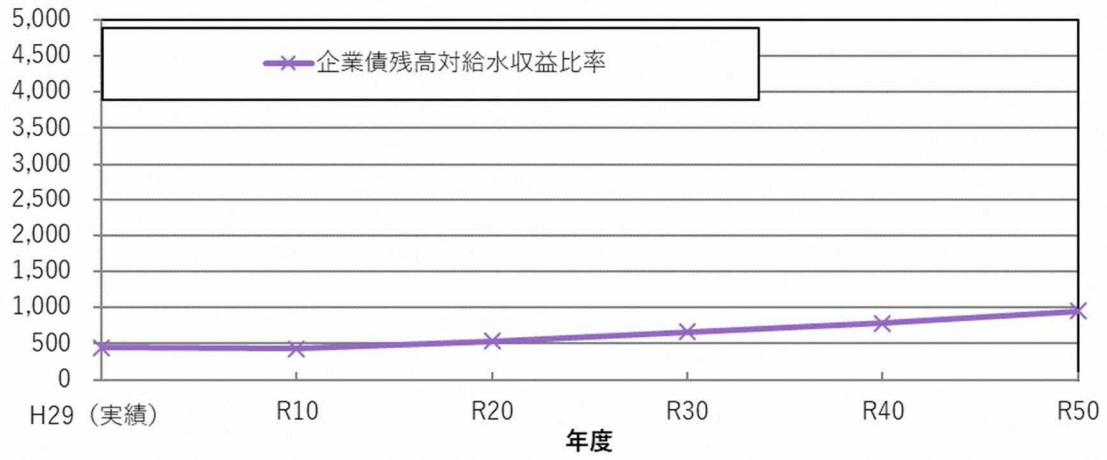
全道

指標	H29 (実績)	R10	R20	R30	R40	R50
經常収支比率 (%)	112.5%	106.4%	96.1%	84.9%	76.8%	69.7%
料金回収率 (%)	102.1%	95.3%	84.5%	72.9%	64.4%	56.8%
累積欠損金比率 (%)	6.0%	23.2%	82.5%	244.6%	548.1%	1018.5%
企業債残高対給水収益比率 (%)	448.7%	426.8%	531.4%	662.1%	784.1%	948.4%
流動比率 (%)	194.9%	109.0%	208.3%	121.0%	△ 191.7%	△ 662.5%



(%)

企業債残高対給水収益比率



(%)

流動比率

