

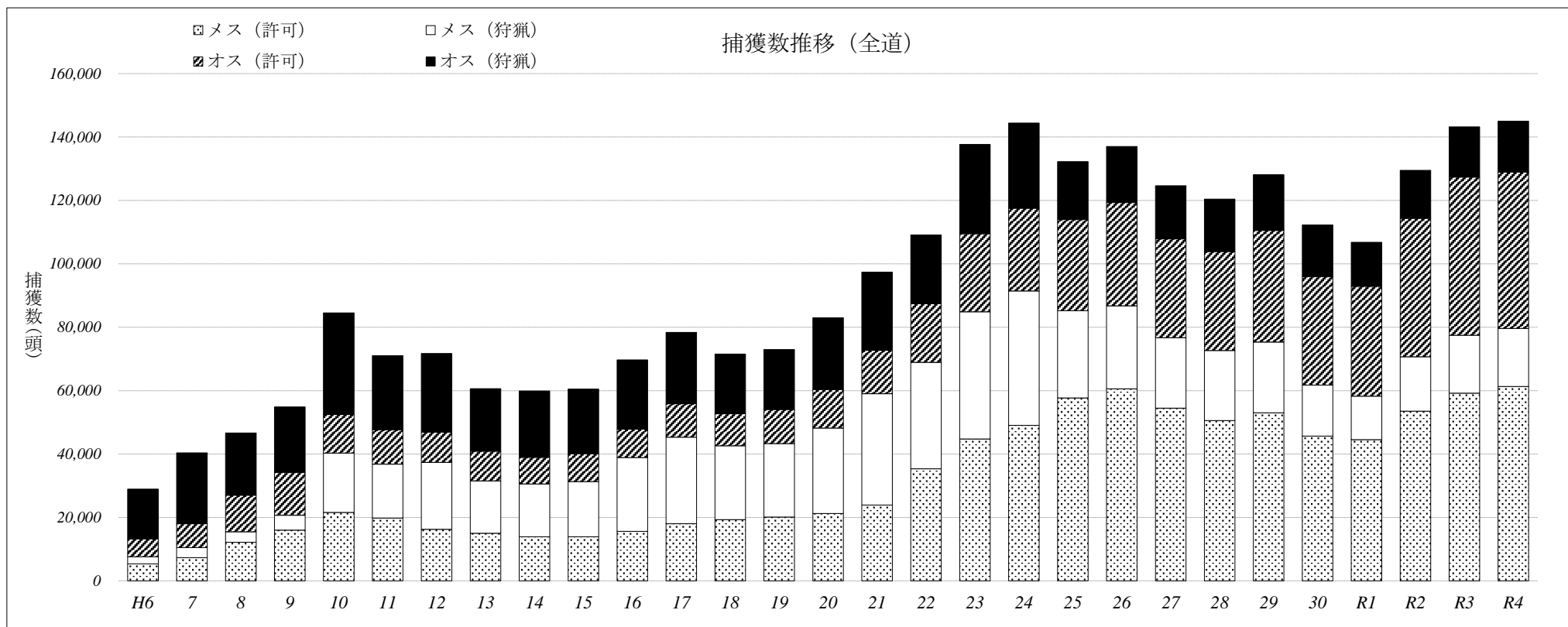
エゾシカ捕獲数の推移 (R4確定値)

R5. 11. 27作成
(単位: 頭)

北海道全体におけるエゾシカ捕獲数

年度	H6	7	8	9	10	11	12	13	14	15	16	17	18	19	20	21	22	23	24	25	26	27	28	29	30	R1	R2	R3	R4
オス (狩猟)	15,723	22,370	19,611	20,650	32,069	23,359	24,797	19,753	20,921	20,388	21,861	22,525	18,783	18,916	22,605	24,650	21,699	28,157	26,890	18,281	17,692	16,772	16,545	17,566	16,225	13,848	15,151	15,830	16,072
メス (狩猟)	2,272	3,196	3,312	4,695	18,687	16,959	21,115	16,499	16,681	17,439	23,279	27,294	23,321	23,197	26,976	35,124	33,581	40,090	42,381	27,514	26,204	22,212	22,090	22,308	16,076	13,725	17,180	18,288	18,324
メス比率	12.6%	12.5%	14.4%	18.5%	36.8%	42.1%	46.0%	45.5%	44.4%	46.1%	51.6%	54.8%	55.4%	55.1%	54.4%	58.8%	60.7%	58.7%	61.2%	60.1%	59.7%	57.0%	57.2%	55.9%	49.8%	49.8%	53.1%	53.6%	53.3%
計	17,995	25,566	22,923	25,345	50,756	40,318	45,912	36,252	37,602	37,827	45,140	49,819	42,104	42,113	49,581	59,774	55,280	68,247	69,271	45,795	43,896	38,984	38,635	39,874	32,301	27,573	32,331	34,118	34,396
オス (許可)	5,608	7,521	11,540	13,530	12,161	10,840	9,556	9,359	8,375	8,782	8,931	10,494	10,142	10,726	12,158	13,674	18,490	24,602	26,063	28,727	32,559	31,160	31,191	35,222	34,244	34,660	43,654	49,889	49,277
メス (許可)	5,359	7,306	12,172	16,011	21,612	19,851	16,253	15,034	13,907	13,887	15,639	18,044	19,303	20,117	21,233	23,908	35,350	44,783	49,080	57,717	60,566	54,482	50,587	53,008	45,687	44,541	53,517	59,186	61,316
メス比率	48.9%	49.3%	51.3%	54.2%	64.0%	64.7%	63.0%	61.6%	62.4%	61.3%	63.7%	63.2%	65.6%	65.2%	63.6%	63.6%	65.7%	64.5%	65.3%	66.8%	65.0%	63.6%	61.9%	60.1%	57.2%	56.2%	55.1%	54.3%	55.4%
計	10,967	14,827	23,712	29,541	33,773	30,691	25,809	24,393	22,282	22,669	24,570	28,538	29,445	30,843	33,391	37,582	53,840	69,385	75,143	86,444	93,125	85,642	81,778	88,230	79,931	79,201	97,171	109,075	110,593
オス (計)	21,331	29,891	31,151	34,180	44,230	34,199	34,353	29,112	29,296	29,170	30,792	33,019	28,925	29,642	34,763	38,324	40,189	52,759	52,953	47,008	50,251	47,932	47,736	52,788	50,469	48,508	58,805	65,719	65,349
メス (計)	7,631	10,502	15,484	20,706	40,299	36,810	37,368	31,533	30,588	31,326	38,918	45,338	42,624	43,314	48,209	59,032	68,931	84,873	91,461	85,231	86,770	76,694	72,677	75,316	61,763	58,266	70,697	77,474	79,640
メス比率	26.3%	26.0%	33.2%	37.7%	47.7%	51.8%	52.1%	52.0%	51.1%	51.8%	55.8%	57.9%	59.6%	59.4%	58.1%	60.6%	63.2%	61.7%	63.3%	64.5%	63.3%	61.5%	60.4%	58.8%	55.0%	54.6%	54.6%	54.1%	54.9%
合計	28,962	40,393	46,635	54,886	84,529	71,009	71,721	60,645	59,884	60,496	69,710	78,357	71,549	72,956	82,972	97,356	109,120	137,632	144,414	132,239	137,021	124,626	120,413	128,104	112,232	106,774	129,502	143,193	144,989

※雌雄不明のものはオスメス比率により按分



東部地域（オホーツク、十勝、釧路、根室管内）における捕獲数

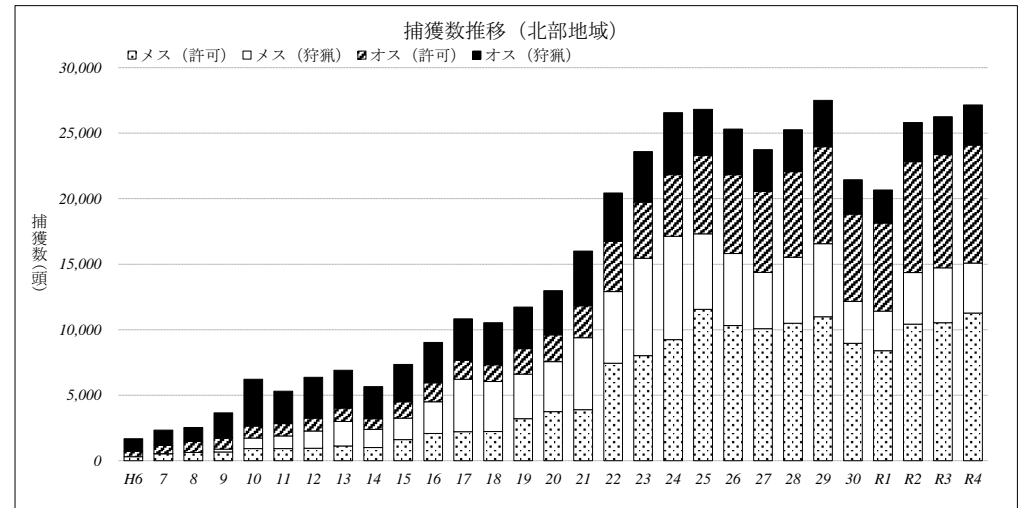
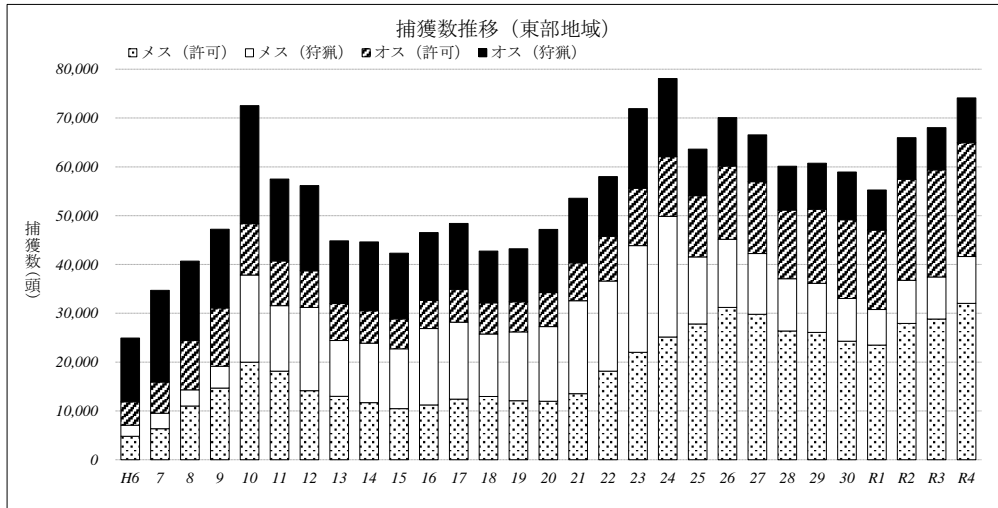
年度	H6	7	8	9	10	11	12	13	14	15	16	17	18	19	20	21	22	23	24	25	26	27	28	29	30	R1	R2	R3	R4
オス（狩猟）	13,059	18,759	16,285	16,113	24,165	16,768	17,451	12,866	14,090	13,468	13,880	13,492	10,608	10,872	12,942	13,213	12,228	16,277	16,008	9,505	9,946	9,591	8,976	9,425	9,776	8,209	8,524	8,651	9,198
メス（狩猟）	2,272	3,192	3,312	4,479	17,877	13,410	17,068	11,445	12,218	12,262	15,631	15,757	12,799	14,088	15,285	19,054	18,469	21,846	24,705	13,761	13,962	12,436	10,739	10,036	8,756	7,266	8,816	8,645	9,599
メス比率	14.8%	14.5%	16.9%	21.8%	42.5%	44.4%	49.4%	47.1%	46.4%	47.7%	53.0%	53.9%	54.7%	56.4%	54.2%	59.1%	60.2%	57.3%	60.7%	59.1%	4.0%	56.5%	54.5%	51.6%	47.2%	47.0%	50.8%	50.0%	51.1%
計	15,331	21,951	19,597	20,592	42,042	30,178	34,519	24,311	26,308	25,730	29,511	29,249	23,407	24,960	28,227	32,267	30,697	38,123	40,713	23,266	23,908	22,027	19,715	19,461	18,532	15,475	17,340	17,296	18,797
オス（許可）	4,819	6,400	10,089	11,946	10,525	9,150	7,499	7,543	6,642	6,140	5,779	6,730	6,380	6,152	6,986	7,762	9,138	11,766	12,200	12,542	14,991	14,724	14,052	15,193	16,105	16,286	20,714	21,929	23,299
メス（許可）	4,793	6,337	11,005	14,672	19,973	18,164	14,496	12,996	11,675	10,452	11,237	12,428	12,955	12,103	11,972	13,521	18,150	22,017	25,163	27,808	31,198	29,805	26,361	26,092	24,287	23,490	27,932	28,808	32,022
メス比率	49.9%	49.8%	52.2%	55.1%	65.5%	66.5%	65.4%	63.3%	63.7%	63.0%	66.0%	64.9%	67.0%	66.3%	63.2%	63.5%	66.5%	65.2%	67.3%	68.9%	67.5%	66.9%	65.2%	63.2%	60.1%	59.1%	57.4%	56.8%	57.9%
計	9,612	12,737	21,094	26,618	30,498	27,314	21,645	20,539	18,317	16,592	17,016	19,158	19,335	18,255	18,958	21,283	27,288	33,783	37,363	40,350	46,189	44,529	40,413	41,285	40,392	39,776	48,646	50,737	55,321
オス（計）	17,878	25,159	26,374	28,059	34,690	25,918	24,950	20,409	20,732	19,608	19,659	20,222	16,988	17,024	19,928	20,975	21,366	28,043	28,208	22,047	24,937	24,315	23,028	24,618	25,881	24,495	29,238	30,580	32,497
メス（計）	7,065	9,529	14,317	19,151	37,850	31,574	31,214	24,441	23,893	22,714	26,868	28,185	25,754	26,191	27,257	32,575	36,619	43,863	49,868	41,569	45,160	42,241	37,100	36,128	33,043	30,756	36,748	37,453	41,621
メス比率	28.3%	27.5%	35.2%	40.6%	52.2%	54.9%	55.6%	54.5%	53.5%	53.7%	57.7%	58.2%	60.3%	60.6%	57.8%	60.8%	63.2%	61.0%	63.9%	65.3%	64.4%	63.5%	61.7%	59.5%	56.1%	55.7%	55.7%	55.1%	56.2%
計	24,943	34,688	40,691	47,210	72,540	57,492	56,164	44,850	44,625	42,322	46,527	48,407	42,742	43,215	47,185	53,550	57,985	71,906	78,076	63,616	70,097	66,556	60,128	60,746	58,924	55,251	65,986	68,033	74,118

※雌雄不明のものはオスメス比率により按分

北部地域（空知、上川、留萌、宗谷管内）における捕獲数

年度	H6	7	8	9	10	11	12	13	14	15	16	17	18	19	20	21	22	23	24	25	26	27	28	29	30	R1	R2	R3	R4
オス（狩猟）	953	1,171	1,070	1,933	3,569	2,481	3,118	2,889	2,450	2,845	3,076	3,158	3,201	3,175	3,374	4,179	3,698	3,856	4,731	3,505	3,472	3,177	3,202	3,543	2,621	2,532	2,973	2,899	3,054
メス（狩猟）	0	3	0	216	810	969	1,308	1,864	1,374	1,643	2,412	4,007	3,823	3,394	3,807	5,502	5,470	7,426	7,889	5,774	5,493	4,292	5,047	5,578	3,205	3,022	3,937	4,189	3,809
メス比率	0.0%	0.2%	0.0%	10.1%	18.5%	28.1%	29.6%	39.2%	35.9%	36.6%	44.0%	55.9%	54.4%	51.7%	53.0%	56.8%	59.7%	65.8%	62.5%	62.2%	61.3%	57.5%	61.2%	61.2%	55.0%	54.4%	57.0%	59.1%	55.5%
計	953	1,174	1,070	2,149	4,379	3,450	4,426	4,753	3,824	4,488	5,488	7,165	7,024	6,569	7,181	9,681	9,168	11,282	12,620	9,279	8,965	7,469	8,249	9,121	5,826	5,554	6,910	7,088	6,863
オス（許可）	425	625	838	837	915	943	984	1,024	826	1,243	1,460	1,453	1,279	1,943	2,053	2,424	3,830	4,290	4,704	5,995	6,032	6,187	6,527	7,395	6,665	6,713	8,476	8,640	9,011
メス（許可）	300	537	632	667	925	917	955	1,126	1,008	1,610	2,080	2,216	2,224	3,214	3,750	3,891	7,439	8,020	9,245	11,547	10,314	10,080	10,487	10,994	8,954	8,397	10,421	10,530	11,276
メス比率	41.4%	46.2%	43.0%	44.3%	50.3%	49.3%	49.3%	52.4%	55.0%	56.4%	58.8%	60.4%	63.5%	62.3%	64.6%	61.6%	66.0%	65.2%	66.3%	65.8%	63.1%	62.0%	61.6%	59.8%	57.3%	55.6%	55.1%	54.9%	55.6%
計	725	1,162	1,470	1,504	1,840	1,860	1,939	2,150	1,834	2,853	3,540	3,669	3,503	5,157	5,803	6,315	11,269	12,310	13,949	17,542	16,346	16,267	17,014	18,389	15,619	15,110	18,897	19,170	20,287
オス（計）	1,378	1,796	1,908	2,770	4,484	3,424	4,102	3,913	3,276	4,088	4,536	4,611	4,480	5,118	5,427	6,603	7,528	8,146	9,435	9,500	9,504	9,364	9,729	10,938	9,286	9,245	11,449	11,539	12,065
メス（計）	300	540	632	883	1,735	1,886	2,263	2,990	2,382	3,253	4,492	6,223	6,047	6,608	7,557	9,393	12,909	15,446	17,134	17,321	15,807	14,372	15,534	16,572	12,159	11,419	14,358	14,719	15,085
メス比率	17.9%	23.1%	24.9%	24.2%	27.9%	35.5%	35.6%	42.1%	44.3%	49.8%	57.4%	57.4%	56.4%	58.2%	58.7%	63.2%	65.5%	64.5%	64.6%	62.5%	60.5%	61.5%	60.2%	56.7%	55.3%	55.3%	55.6%	56.1%	55.6%
計	1,678	2,336	2,540	3,653	6,219	5,310	6,365	6,903	5,658	7,341	9,028	10,834	10,527	11,726	12,984	15,996	20,437	23,592	26,569	26,821	25,311	23,736	25,263	27,510	21,445	20,664	25,807	26,258	27,150

※雌雄不明のものはオスメス比率により按分



中部地域（石狩、胆振、日高管内）における捕獲数

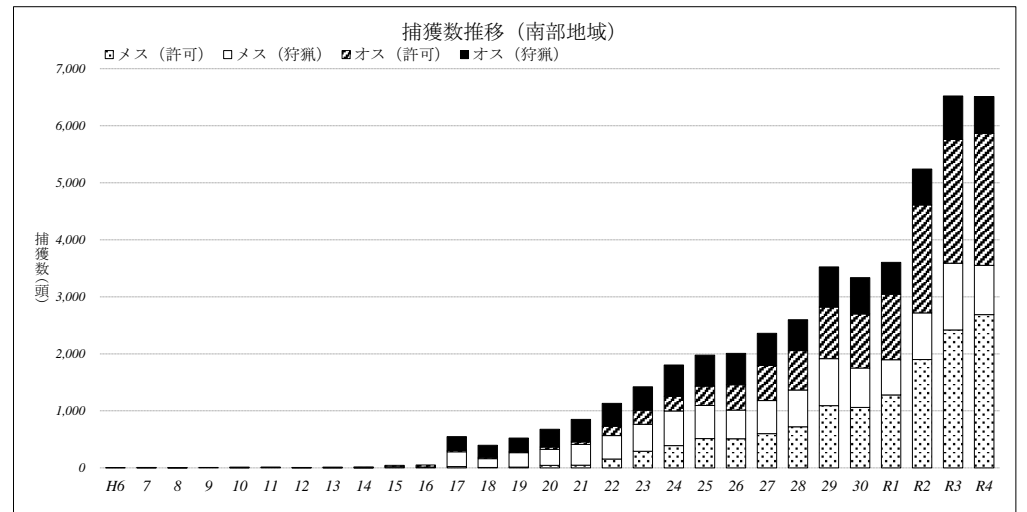
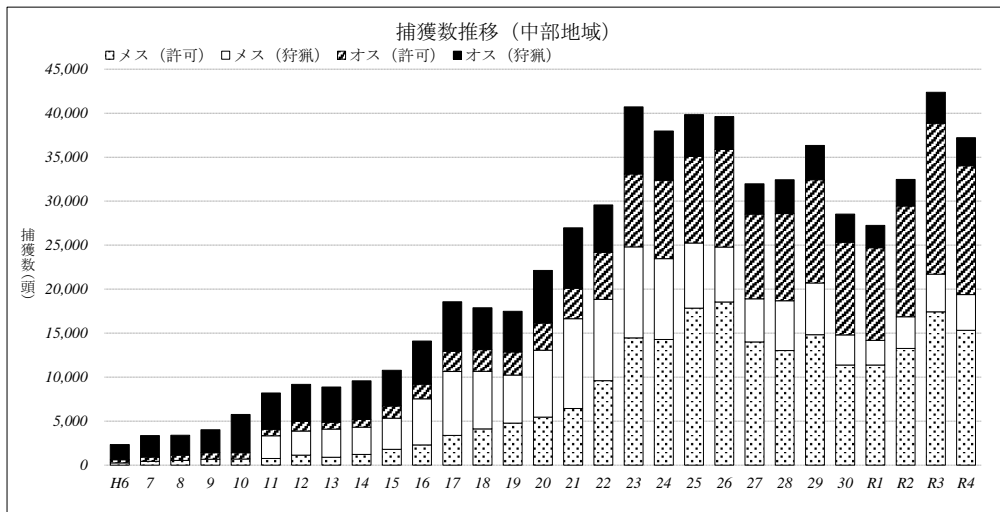
年度	H6	7	8	9	10	11	12	13	14	15	16	17	18	19	20	21	22	23	24	25	26	27	28	29	30	R1	R2	R3	R4
オス（狩猟）	1,711	2,440	2,256	2,604	4,335	4,110	4,228	3,998	4,381	4,075	4,905	5,633	4,762	4,631	5,977	6,863	5,372	7,613	5,600	4,729	3,724	3,440	3,826	3,892	3,193	2,547	3,025	3,518	3,171
メス（狩猟）	0	1	0	0	0	0	2,580	2,739	3,190	3,089	3,534	5,236	7,270	6,544	5,462	7,603	10,203	10,344	9,179	7,397	6,244	4,901	5,658	5,870	3,422	2,819	3,610	4,283	4,051
メス比率	0.0%	0.0%	0.0%	0.0%	0.0%	38.6%	39.3%	44.4%	41.4%	46.4%	51.6%	56.3%	57.9%	54.1%	56.0%	59.8%	63.2%	57.6%	62.1%	61.0%	62.6%	58.8%	59.7%	60.1%	51.7%	52.5%	54.4%	54.9%	56.1%
計	1,711	2,441	2,256	2,604	4,335	6,690	6,967	7,188	7,470	7,609	10,141	12,903	11,306	10,093	13,580	17,066	14,605	17,957	14,779	12,126	9,968	8,341	9,484	9,762	6,615	5,366	6,635	7,801	7,222
オス（許可）	359	495	611	739	711	741	1,071	782	891	1,376	1,656	2,287	2,461	2,612	3,077	3,447	5,356	8,300	8,904	9,851	11,093	9,636	9,921	11,731	10,528	10,513	12,569	17,149	14,655
メス（許可）	266	429	534	672	709	763	1,149	909	1,222	1,805	2,308	3,377	4,116	4,786	5,468	6,448	9,605	14,456	14,281	17,849	18,544	13,998	13,018	14,830	11,386	11,375	13,264	17,430	15,332
メス比率	42.6%	46.4%	46.6%	47.6%	49.9%	50.7%	51.8%	53.8%	57.8%	56.7%	58.2%	59.6%	62.6%	64.7%	64.0%	65.2%	64.2%	63.5%	61.6%	64.4%	62.6%	59.2%	56.8%	55.8%	52.0%	52.0%	51.3%	50.4%	51.1%
計	625	924	1,145	1,411	1,420	1,504	2,220	1,691	2,113	3,181	3,964	5,664	6,577	7,398	8,545	9,895	14,961	22,756	23,185	27,700	29,637	23,634	22,939	26,561	21,914	21,888	25,833	34,579	29,987
オス（計）	2,070	2,935	2,867	3,343	5,046	4,851	5,299	4,780	5,272	5,451	6,561	7,920	7,223	7,243	9,054	10,310	10,728	15,913	14,504	14,580	14,817	13,076	13,747	15,623	13,721	13,060	15,594	20,667	17,826
メス（計）	266	430	534	672	709	3,343	3,888	4,099	4,311	5,339	7,544	10,647	10,660	10,248	13,071	16,651	18,838	24,800	23,460	25,246	24,788	18,899	18,676	20,700	14,808	14,194	16,874	21,713	19,383
メス比率	11.4%	12.8%	15.7%	16.7%	12.3%	40.8%	42.3%	46.2%	45.0%	49.5%	53.5%	57.3%	59.6%	58.6%	59.1%	61.8%	63.7%	60.9%	61.8%	63.4%	62.6%	59.1%	57.6%	57.0%	51.9%	52.1%	52.0%	51.2%	52.1%
計	2,336	3,365	3,401	4,015	5,755	8,194	9,187	8,879	9,583	10,790	14,105	18,567	17,883	17,491	22,125	26,961	29,566	40,713	37,964	39,826	39,605	31,975	32,423	36,323	28,529	27,254	32,468	42,380	37,209

※雌雄不明のものはオスメス比率により按分

南部地域（渡島、檜山、後志管内）における捕獲数

年度	H6	7	8	9	10	11	12	13	14	15	16	17	18	19	20	21	22	23	24	25	26	27	28	29	30	R1	R2	R3	R4
オス（狩猟）	0	0	0	0	0	0	0	0	0	0	0	242	212	238	312	395	401	411	551	542	550	564	541	706	635	560	629	762	649
メス（狩猟）	0	0	0	0	0	0	0	0	0	0	0	260	155	253	281	365	409	474	608	582	505	583	646	824	693	618	817	1,171	865
メス比率	-	-	-	-	-	-	-	-	-	-	-	51.8%	42.2%	51.5%	47.4%	48.0%	50.5%	53.6%	52.5%	51.8%	47.9%	50.8%	54.4%	53.9%	52.2%	52.5%	56.5%	60.6%	57.1%
計	0	0	0	0	0	0	0	0	0	0	0	502	367	491	593	760	810	885	1,159	1,124	1,055	1,147	1,187	1,530	1,328	1,178	1,446	1,933	1,514
オス（許可）	5	1	2	8	10	6	2	10	16	23	36	24	22	19	42	41	166	246	255	339	443	613	691	903	946	1,148	1,895	2,171	2,312
メス（許可）	0	3	1	0	5	7	3	3	2	20	14	23	8	14	43	48	156	290	391	513	510	599	721	1,092	1,060	1,279	1,900	2,418	2,686
メス比率	0.0%	75.0%	33.3%	0.0%	33.3%	53.8%	60.0%	23.1%	11.1%	46.5%	28.0%	48.9%	26.7%	42.4%	50.6%	53.9%	48.4%	54.1%	60.5%	60.2%	53.5%	49.4%	51.1%	54.7%	52.8%	52.7%	50.1%	52.7%	53.7%
計	5	4	3	8	15	13	5	13	18	43	50	47	30	33	85	89	322	536	646	852	953	1,212	1,412	1,995	2,006	2,427	3,795	4,589	4,998
オス（計）	5	1	2	8	10	6	2	10	16	23	36	266	234	257	354	436	567	657	806	881	993	1,177	1,232	1,609	1,581	1,708	2,524	2,933	2,961
メス（計）	0	3	1	0	5	7	3	3	2	20	14	283	163	267	324	413	565	764	999	1,095	1,015	1,182	1,367	1,916	1,753	1,897	2,717	3,589	3,551
メス比率	0.0%	75.0%	33.3%	0.0%	33.3%	53.8%	60.0%	23.1%	11.1%	46.5%	28.0%	51.5%	41.1%	51.0%	47.8%	48.6%	49.9%	53.8%	55.3%	55.4%	50.5%	50.1%	52.6%	54.4%	52.6%	51.8%	55.0%	54.5%	54.5%
計	5	4	3	8	15	13	5	13	18	43	50	549	397	524	678	849	1,132	1,421	1,805	1,976	2,008	2,359	2,599	3,525	3,334	3,605	5,241	6,522	6,512

※雌雄不明のものはオスメス比率により按分



令和4年度(2022年度)エゾシカ捕獲数確定値(属地)

令和4年度(2022年度)確定値

(単位:頭)

振興局	地域名	狩猟			許可			合計		
		オス	メス	合計	オス	メス	合計	オス	メス	合計
空知	北部	745	741	1,486	1,918	2,649	4,567	2,663	3,390	6,053
石狩	中部	486	519	1,005	958	726	1,684	1,444	1,245	2,689
後志	南部	195	207	402	1,102	1,127	2,229	1,297	1,334	2,631
胆振	中部	1,777	2,498	4,275	5,088	5,757	10,845	6,865	8,255	15,120
日高	中部	908	1,034	1,942	8,609	8,849	17,458	9,517	9,883	19,400
渡島	南部	397	592	989	957	1,332	2,289	1,354	1,924	3,278
檜山	南部	57	66	123	253	227	480	310	293	603
上川	北部	1,077	1,226	2,303	3,425	4,311	7,736	4,502	5,537	10,039
留萌	北部	188	228	416	1,321	1,705	3,026	1,509	1,933	3,442
宗谷	北部	1,044	1,614	2,658	2,347	2,611	4,958	3,391	4,225	7,616
オホーツク	東部	1,870	1,515	3,385	5,784	6,961	12,745	7,654	8,476	16,130
十勝	東部	2,102	2,017	4,119	5,921	7,662	13,583	8,023	9,679	17,702
釧路	東部	4,026	4,946	8,972	9,164	13,455	22,619	13,190	18,401	31,591
根室	東部	1,200	1,121	2,321	2,430	3,944	6,374	3,630	5,065	8,695
計		16,072	18,324	34,396	49,277	61,316	110,593	65,349	79,640	144,989

令和4年度(2022年度)地域別捕獲実績

(単位:頭)

地域名	狩猟			許可			合計		
	オス	メス	合計	オス	メス	合計	オス	メス	合計
東部	9,198	9,599	18,797	23,299	32,022	55,321	32,497	41,621	74,118
北部	3,054	3,809	6,863	9,011	11,276	20,287	12,065	15,085	27,150
中部	3,171	4,051	7,222	14,655	15,332	29,987	17,826	19,383	37,209
南部	649	865	1,514	2,312	2,686	4,998	2,961	3,551	6,512
計	16,072	18,324	34,396	49,277	61,316	110,593	65,349	79,640	144,989

令和3年度(2021年度)地域別捕獲実績

(単位:頭)

地域名	狩猟			許可			合計		
	オス	メス	合計	オス	メス	合計	オス	メス	合計
東部	8,651	8,645	17,296	21,929	28,808	50,737	30,580	37,453	68,033
北部	2,899	4,189	7,088	8,640	10,530	19,170	11,539	14,719	26,258
中部	3,518	4,283	7,801	17,149	17,430	34,579	20,667	21,713	42,380
南部	762	1,171	1,933	2,171	2,418	4,589	2,933	3,589	6,522
計	15,830	18,288	34,118	49,889	59,186	109,075	65,719	77,474	143,193

R4-R3増減数(R4-R3)

(単位:頭)

地域名	狩猟			許可			合計		
	オス	メス	合計	オス	メス	合計	オス	メス	合計
東部	547	954	1,501	1,370	3,214	4,584	1,917	4,168	6,085
北部	155	-380	-225	371	746	1,117	526	366	892
中部	-347	-232	-579	-2,494	-2,098	-4,592	-2,841	-2,330	-5,171
南部	-113	-306	-419	141	268	409	28	-38	-10
計	242	36	278	-612	2,130	1,518	-370	2,166	1,796

R4-R3対比(R4/R3)

地域名	狩猟			許可			合計		
	オス	メス	合計	オス	メス	合計	オス	メス	合計
東部	106.3%	111.0%	108.7%	106.2%	111.2%	109.0%	106.3%	111.1%	108.9%
北部	105.3%	90.9%	96.8%	104.3%	107.1%	105.8%	104.6%	102.5%	103.4%
中部	90.1%	94.6%	92.6%	85.5%	88.0%	86.7%	86.3%	89.3%	87.8%
南部	85.2%	73.9%	78.3%	106.5%	111.1%	108.9%	101.0%	98.9%	99.8%
計	101.5%	100.2%	100.8%	98.8%	103.6%	101.4%	99.4%	102.8%	101.3%